




Year 3

Stop-frame animation

Key vocabulary

Animation	The illusion of movement made by sequencing photographs or images
Illusion	Something that appears to be real but is not
Frame	A single photograph within a film or the way the subject fits within the scene
Sequence	Put things into an order
Onion skinning	A technique using transparent (see through) layers to make the next frame
Audio	The sound part of a film or game
Video	The moving pictures (images) in a film, video or game

Apps/ Software





Stop Motion Studio



iMovie

Animation



Animations have been around for many years – even before computers! Stop-frame animations work in the following way:

A number of pictures are drawn or taken of an object or picture.

In each drawing or picture, the object has been moved slightly. Each picture is called a frame.

When the frames are shown in a sequence, an illusion is created where it looks as though the object is moving!

Lots of movies and TV programmes are animated. These include cartoons, and films like Wallace and Gromit and Chicken Run.

Animation techniques and apps



-Animation is a technique used to make objects and drawings appear as if they are moving.

-Stop-frame animation is a technique in which many photographs are taken of objects, with small movements in between.

-When the images are quickly shown together, the objects appear to move! (They are animated).

-There are many stop-frame animation apps and programs, for example iMotion, Stop Motion Studio and Clayframes.